


Style: T-RB Custom Furniture Slipcover  
( T seat Cushions )

[Printable Worksheet](#)

Am I using a correct chart: 

**T-RB Furniture Characteristics:** This furniture may have round or square arms and removable T shaped Seat cushions.

This particular furniture style has fully upholstered round back, and does not have additional back cushions for back support.

This Slipcover is one piece construction and covers furniture body, back and seat cushions. You may also purchase optional separate Seat Cushion Covers.

All optional cushion covers may be purchased after placing the order for the furniture slipcover. As you enter required dimensions for furniture slipcover, you will be asked about this option.

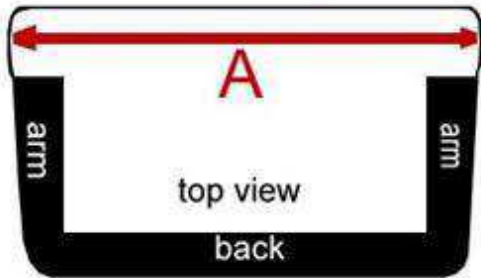

You have selected back style T-RB

If this is not correct selection, click "EDIT Back Style" to reset selection.



Chart: T shaped seat, T-RB

Measure according to this worksheet. Do-Not rush. Write-down dimensions on this worksheet first and only then return to computer. This will avoid computer timeouts.



Center Pleat



2 Corner Pleats



3 Front Pleats



No Pleats

Skirt Style

Will order Seat covers?



Fig. 1



Fig. 2  
Shown with  
Optional separate seat cushion covers

Sleeper?



For Sleeper opening feature zipper is installed at additional charge.

Please Note: If selected "Yes" for this option, you must order optional separate SEAT cushion covers.

Will you be purchasing optional separate Cushion cover?

Option - YES (see Fig.2)

Slipcover is made to cover body of couch only. Separate cushion covers are available at additional cost.

Option - NO (see Fig.1)

Slipcover you purchasing is one-piece construction.

It covers couch body and seat at once.

It does Not include separate cushion covers.



\* Note: If your seat cushions extend beyond the seat base, DO NOT select this option.

FAQ - How do I Price or Order separate cushion covers before hand?

Click [Edit](#) Button to return to previous page: see **Related Products** at bottom of page. Select desired product. Prices are based on submitted dimensions.

Or Once the slipcover is placed in to a shopping cart – you will see link pointing you back to **Related Products**.

Chart: T shaped seat, T-RB

**Back cushions are:**

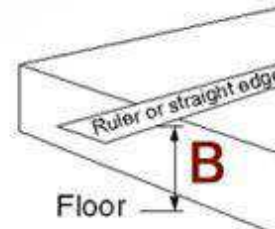
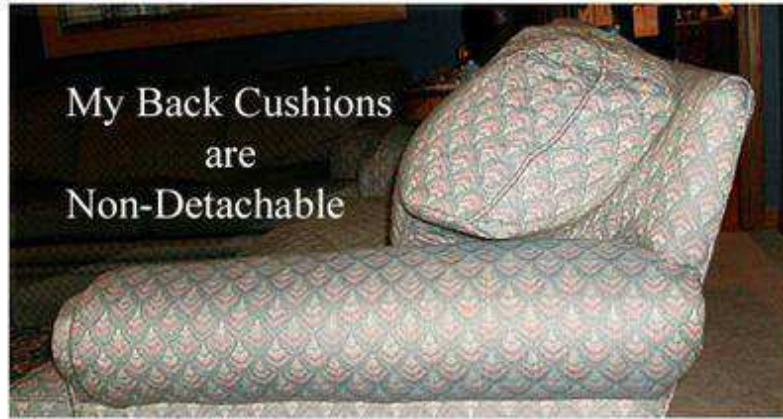
I don't have any Back Cushions



My Back Cushions - are Detachable



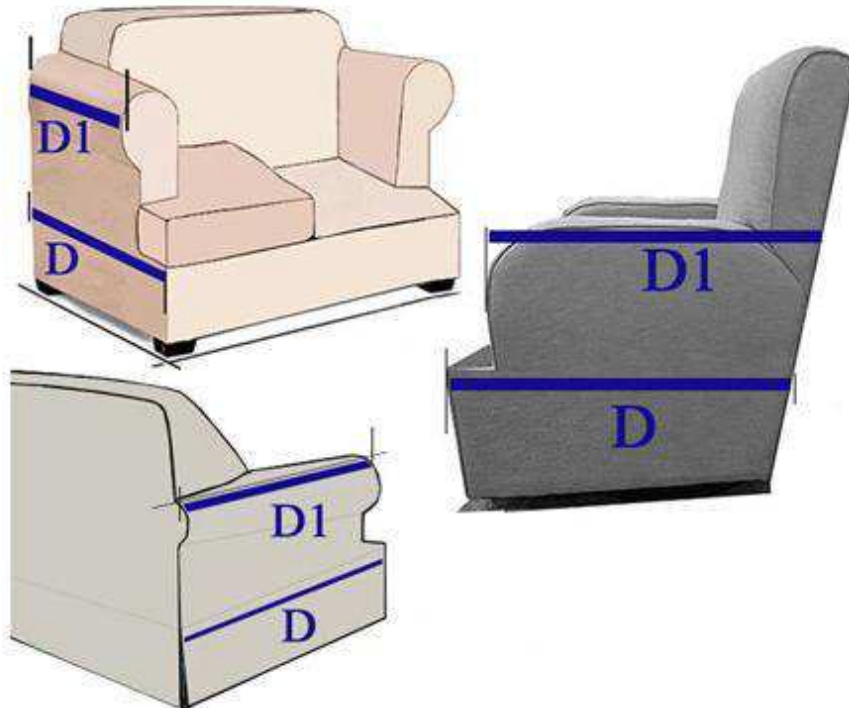
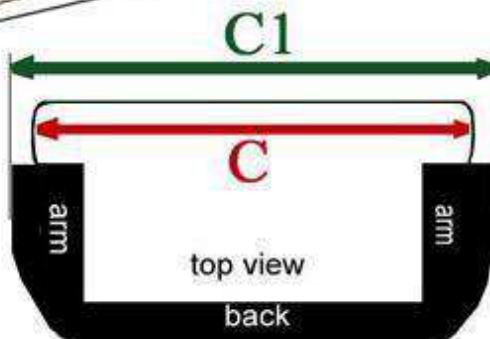
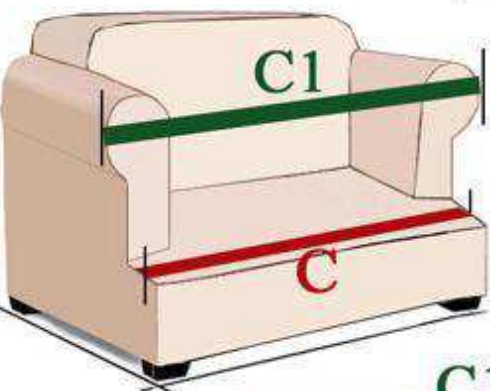
My Back Cushions are Non-Detachable



Height of seat - cushion thickness. measure seam to seam. (we need this dimension, even if you are ordering separate seat cover).

For cushions without seams measure according to chart:

Will order Back covers:  Yes  No

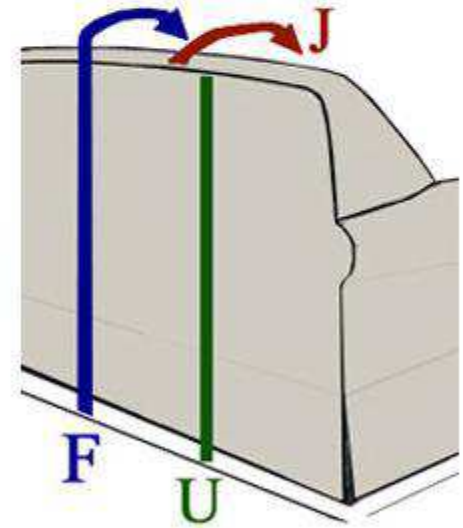
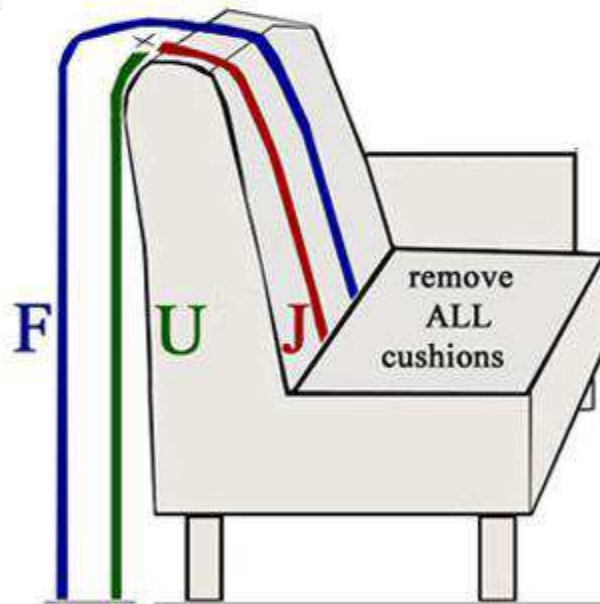
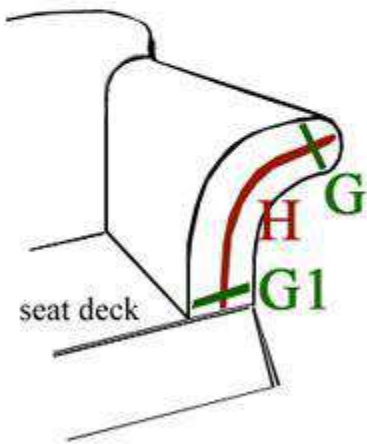
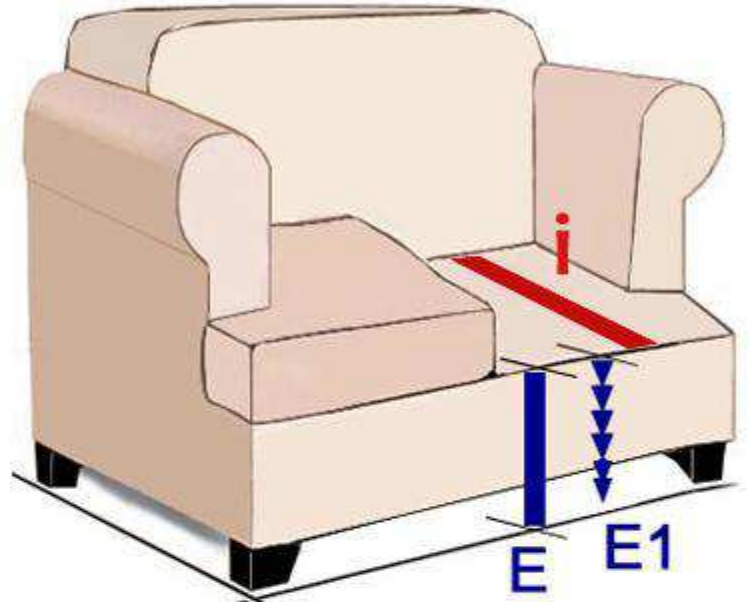
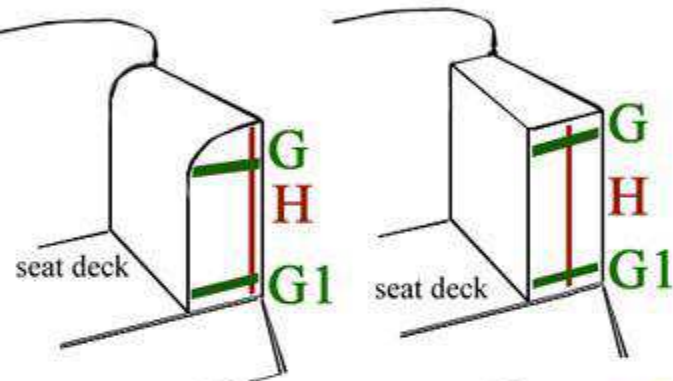
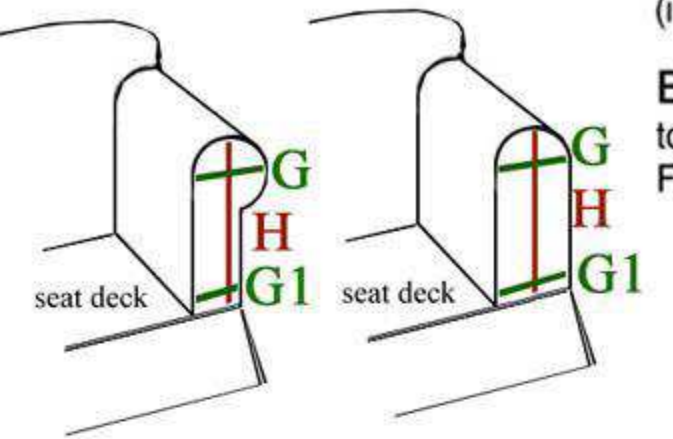


D1 - Measure from tip of the arm to the back at the top.  
D - Measure side depth at the bottom. (at cushion base level)

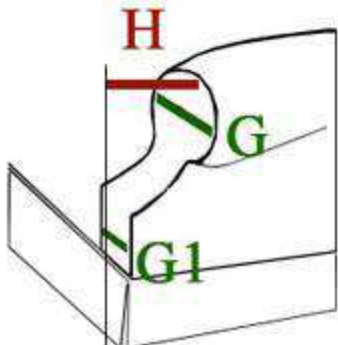
**E** - Base height – Measure from cushion base down to floor.  
(in center of furniture)

**E1** - Desired height of skirt – Measure from cushion base down to the point where skirt should end.

For full skirt height – must enter same as Dim. E



Contoured Arms

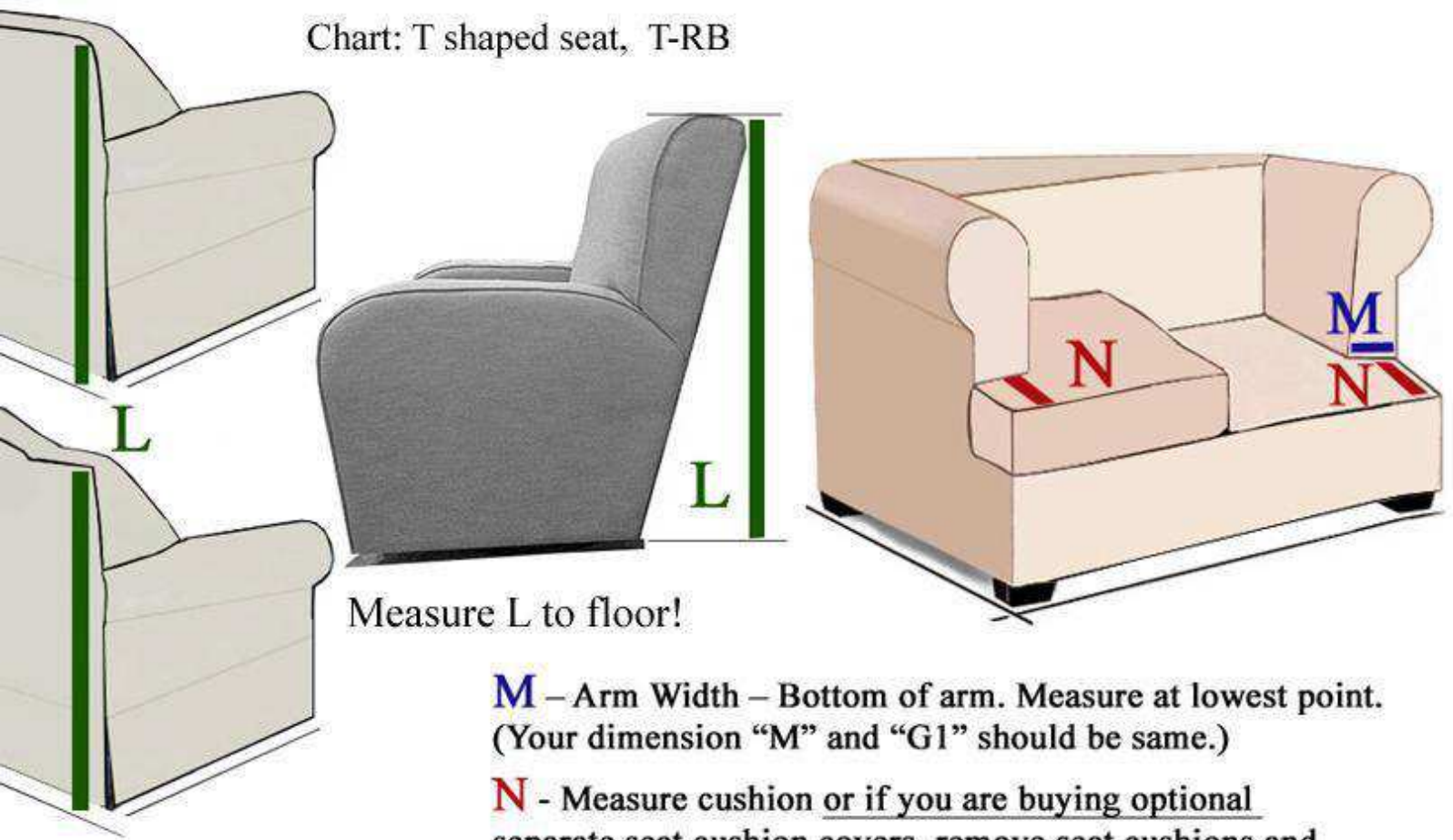


**Dim. F** - measure from furniture base, over the back, down to the floor at highest point of furniture back .

**Dim. J and U** - For accurate measurement:  
Push furniture against the wall and measure from furniture base up around the back to the wall – that's your Dim. J. ,  
from that point down to floor is your Dim. U.

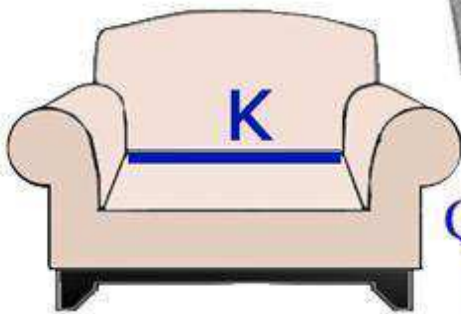
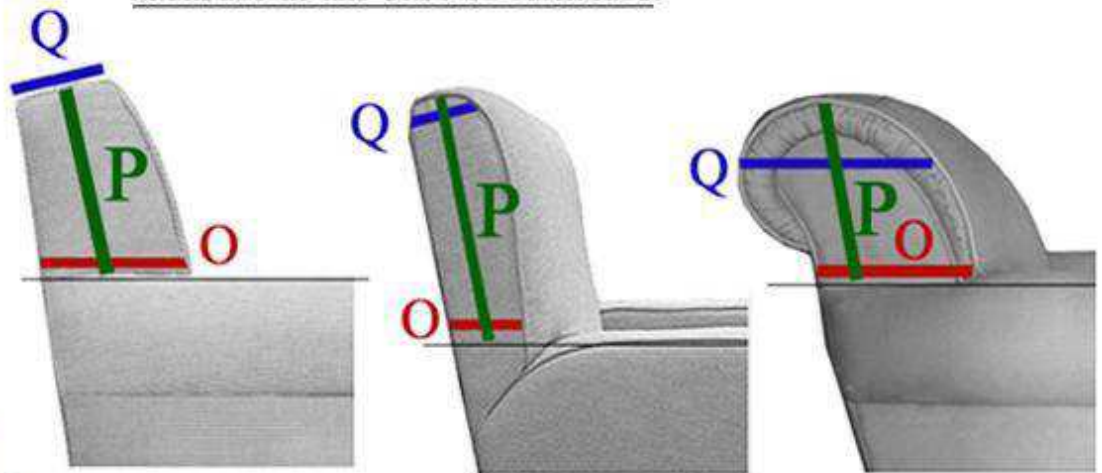
Measure: E, F and U to the floor!

Chart: T shaped seat, T-RB

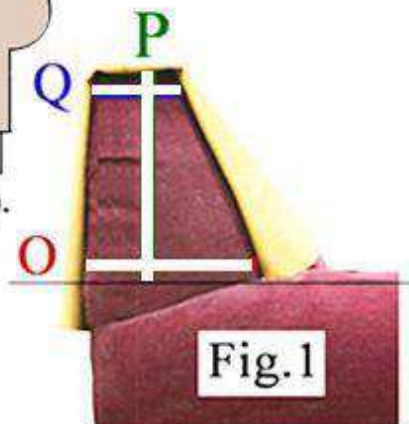


**M** – Arm Width – Bottom of arm. Measure at lowest point. (Your dimension “M” and “G1” should be same.)

**N** - Measure cushion or if you are buying optional separate seat cushion covers, remove seat cushions and measure at the base of furniture.



Remove seat cushion(s).

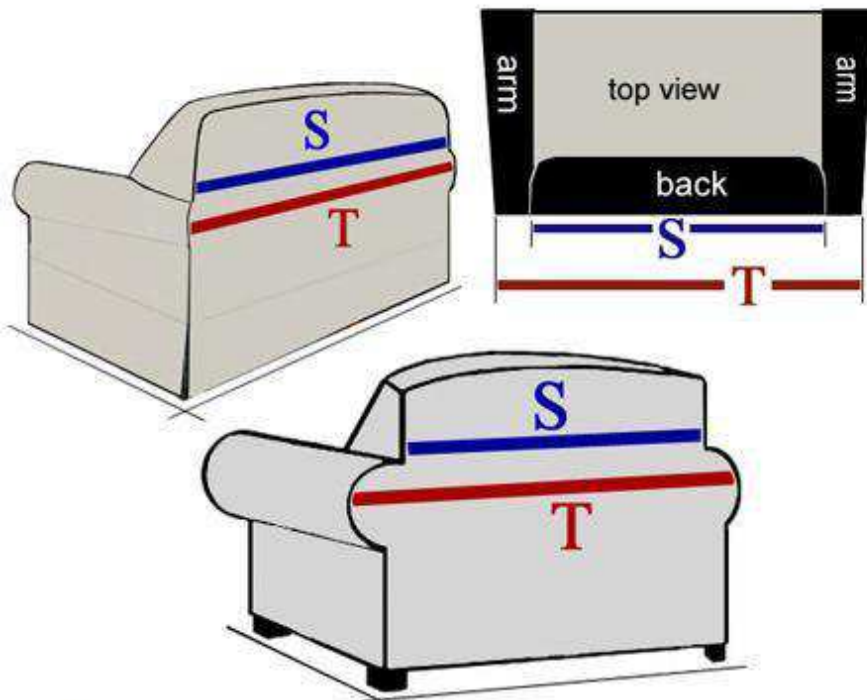


**Measuring dimensions O, P, Q**


If you can clearly see edges, stitching or seams – use them as guide lines.

If you can NOT clearly identify one of these dimensions simply drape piece of stiff cloth over the back and use edges as guidelines. (see Fig.1)

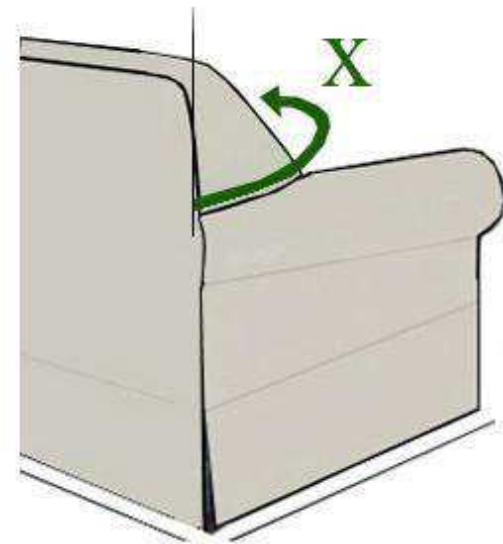

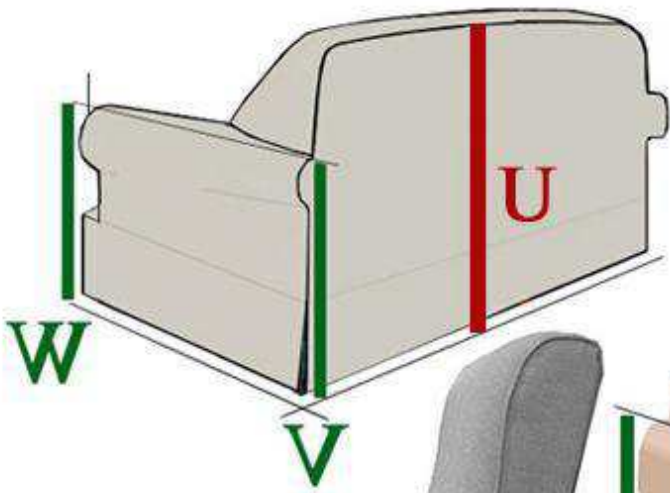
Chart: T shaped seat, T-RB



Measure at Arm Level



- S** Measure back width right above the arm level. There is always a visible line separating arm from back.
- T** Measure widest point at middle of arm level.



Measure U, V, U to the floor!

## Pictures

We require pictures of your furniture to make sure that you have selected the correct worksheet. The images will help us determine your furniture curves, contours and lines.

Please remove objects that may obstruct the view.  
Example: old slipcovers, throws, toss pillows, etc.

Do NOT take close-up shots! Remember, we need to see contours – not fabric.

**Note:** If you are unable to provide images - your order will not be processed

We require at least 3 images:



Side view

**There are several options to Submit images:**

### \* Will e-mail images later

- 1) Submit your order
- 2) Once images are ready, Go to "Contact Us" page.
- 3) Select "Pictures for Existing Order" as a subject.
- 4) Click Yes "Attach Image or File"
- 5) Attach your images.

Please make sure to fill out Name, Order Number and your phone.

### \* Already E-Mailed

if you have sent us images prior to placing this order, please select this option. Please make sure to indicate in "Product Comments" an e-mail date that images were sent.

### \* I Will submit images now

- 1) Click "Choose File" button.
- 2) Select and open desired image.
- 3) Click "Upload" Button.

To delete selected image(s) click "Reset" button.



Front



Back

<b>A</b>	=
<b>B</b>	=
<b>C</b>	=
<b>C1</b>	=
<b>D</b>	=
<b>D1</b>	=
<b>E</b>	=

<b>E1</b>	=
<b>F</b>	=
<b>G</b>	=
<b>G1</b>	=
<b>H</b>	=
<b>I</b>	=
<b>J</b>	=

<b>K</b>	=
<b>L</b>	=
<b>M</b>	=
<b>N</b>	=
<b>O</b>	=
<b>P</b>	=
<b>Q</b>	=

<b>S</b>	=
<b>T</b>	=
<b>U</b>	=
<b>V</b>	=
<b>W</b>	=
<b>X</b>	=

**Skirt Style:** \_\_\_ No Pleat, \_\_\_ Center Pleat, \_\_\_ 2 Corner Pleats, \_\_\_ 3 Front Pleats

**Sleeper:** \_\_\_ NO, \_\_\_ YES

**Will order Seat cushions:** \_\_\_ NO, \_\_\_ YES

**Back cushions are:** \_\_\_ Don't have any, \_\_\_ Detachable, \_\_\_ Non Detachable,

**Will order Back cushions:** \_\_\_ NO, \_\_\_ YES